

VoIP Configuration & Operation Settings

For GK Applications

GK Applications

Application Diagram

Related Commands

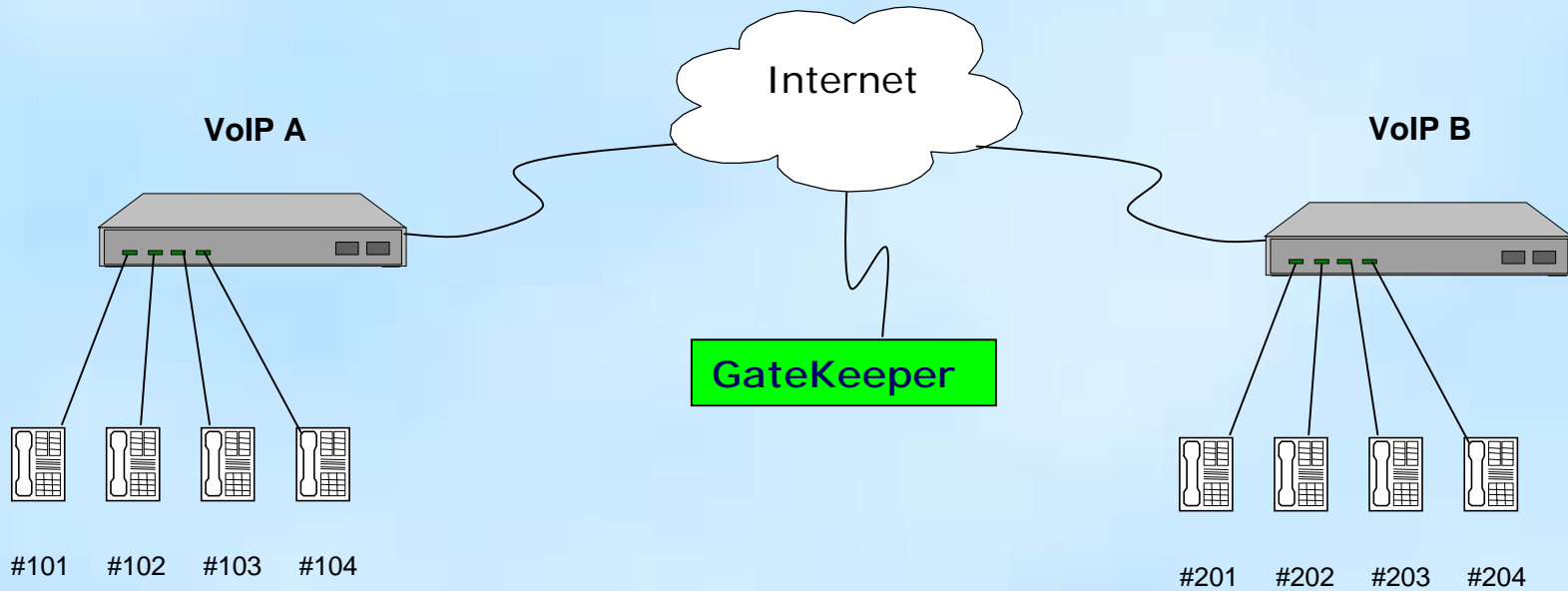
Basic Setting Diagram

Activate GK Mode

Connection Verification

Q&A

VoIP / GateKeeper Application



Related Commands

Gatekeeper Configuration Commands & Parameters

show h323

set h323 gk_mode

<off|manual|auto>

set h323 gk_addr

[IP address]

set h323 allow_calls_wo_gk

<true|false>

set h323 gk_max_tries

[numeric value]

set h323 endpoint_reg_type

<gw|terminal>

set h323 time_to_live

<value in sec.>

set h323 endpoint_prefix

[alias], null

set h323 gk_id

[alias], null

set h323 alias

<add [alias],delete [alias],delete all>

Related Commands (Cont'd)

show h323


```
Console>show h323
h323 display_name = 'customer'
h323 h245_term_type = 60
h323 rtp_port_base = 30000
h323 out_fast_start = on
h323 in_fast_start = on
h323 auto_answer = on Call is connected automatically.
h323 h245_tunneling = off
h323 master_delay = off
h323 nat_call = off
h323 call_name =

h323 g723_frame_rate = 2
h323 default_dtmf = H323 V2 Signal
h323 dtmf_duration = 300 ms
No Alternate IP Defined!
h323 dns_ip = 0
h323 h245_timeout = 90000
h323 term_id =
h323 gk_mode = off
```

set h323 gk_mode

<off|manual|auto>

Off



Without GK Mode

Manual



Manual Setting the GK with designated IP

Related Commands (Cont'd)

set h323 gk_addr **[IP address]**

Setting the GK IP
It should be a REAL IP

set h323 allow_calls_wo_gk **<true|false>**

Allow GW connect to a pre-defined destination when
the GK shut down

set h323 gk_max_tries **[numeric value]**

Define the maximum re-try if disconnect

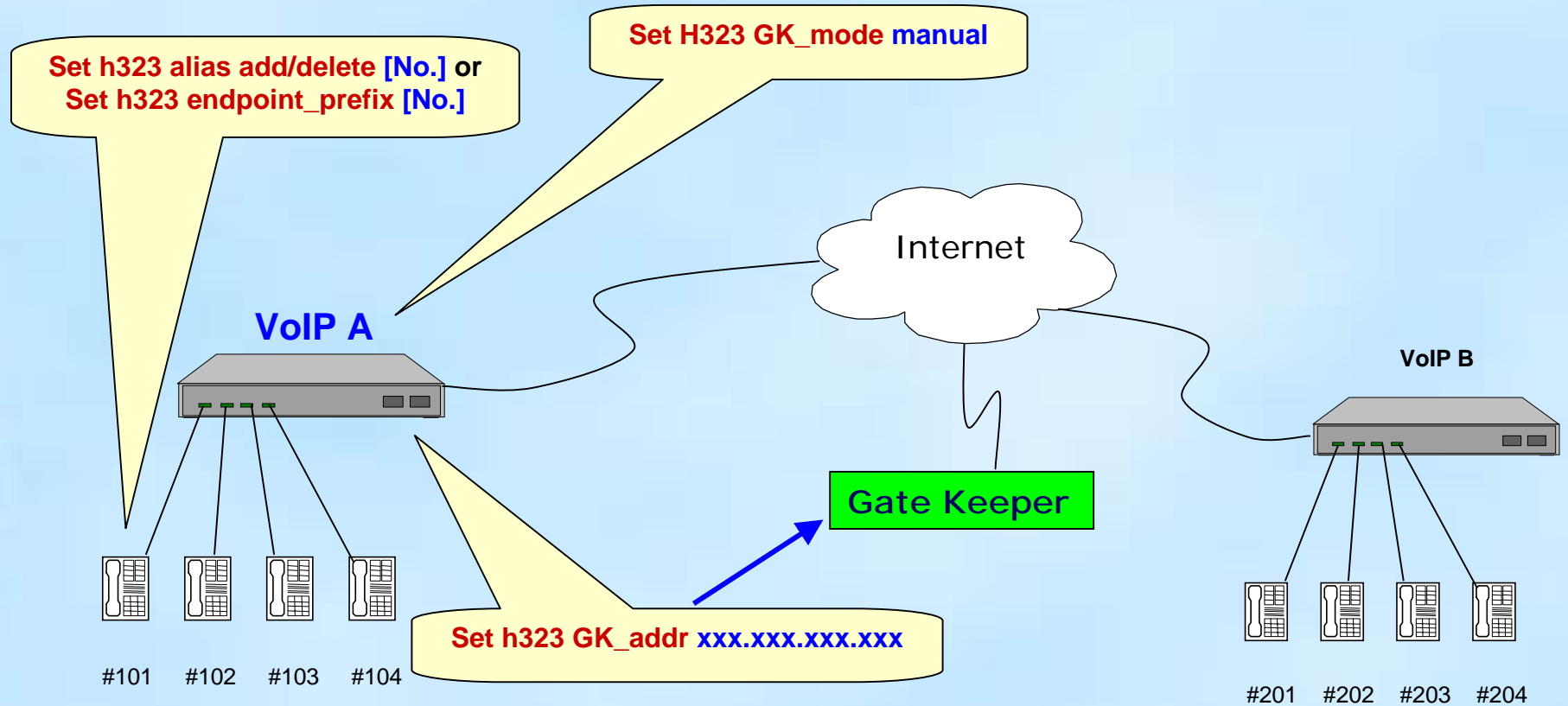
set h323 endpoint_reg_type **<gw|terminal>**

Define the endpoint registration type

Related Commands (Cont'd)

- set h323 time_to_live** **<value in sec.>**
Define the period of time to re-check the connection
- set h323 endpoint_prefix** **[No.], null**
Define the prefix telephone number in each GW
- set h323 gk_id** **[string], null**
Define the GK ID for GW registration authentication
- set h323 alias** **<add [alias],delete [alias],delete all>**
Define the specific telephone number in each GW
- set h323 term_id** **[string], null**
Define the GW ID for GW registration authentication

Basic Setting Diagram



Activate GK Mode

After you complete all GK configuration

Please execute the following step to **Activate the setting**

- 1. Type “config activate”**
- 2. Type “config store”**
- 3. Re-boot the system**

Connection Verification

Open System Debug Mode

`net set debug [on]`

Set Spy Key and Level

`spy [radh] [0]`

If the spy display:

(Registration Request)

(Registration Confirm) ← **CONNECT SUCCESSFULLY**

Q & A