



Ethernet over VDSL2 PoE PD Converter

UVE7312-MSPD User Manual

Ver 1.02



Copyright EUSSO Technologies, Inc. All rights reserved

Table of Content

1. Introductions.....	2
2. Application Notes	2
3. Features	3
4. Packing Contents	3
5. LED Indicators.....	4
6. Dip Switches Settings	4
7. Data Rates & Distances	5

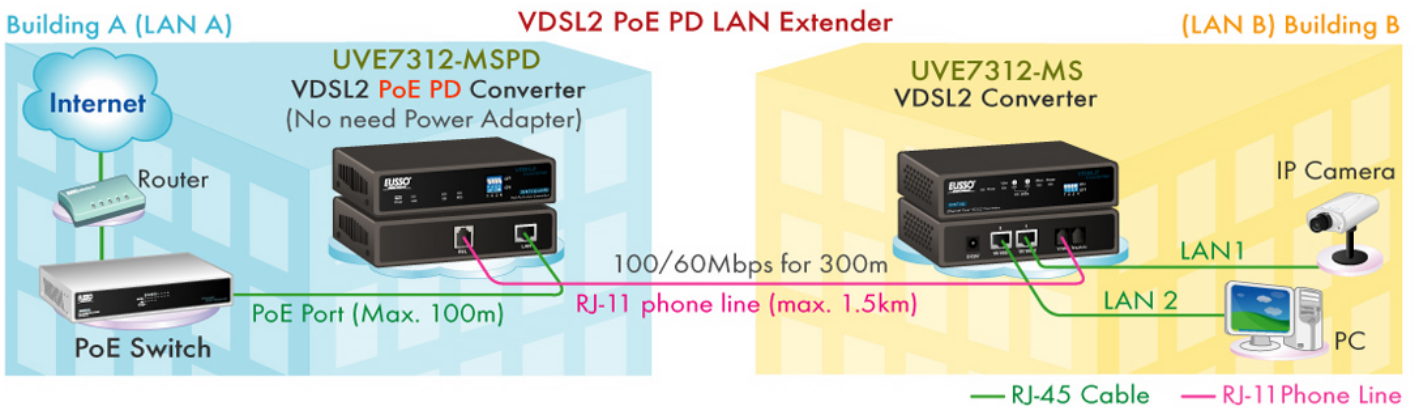
1. Introductions

The UVE7312-MSPD, a VDSL (Very high-bit-rate Digital Subscriber Line) POE LAN Extender, provides a broadband transmission up to 100/60Mbps of downstream/upstream data rate over single pair copper line for point-to-point Ethernet connectivity. With 100/60Mbps data rate, UVE7312-MSPD supports transmission distance up to 300 meters, and 30/10 Mbps for 1km long range connection. Users may also select a fixed data rate or a fixed SNR margin for different copper line ranging. With Power over Ethernet (PoE) feature, UVE7312-MSPD takes power supply over Ethernet cable from PoE Ethernet Switch and may work without external power adapter.

With plug and play features and minimum installation time, each UVE7312-MSPD can be configured into either CO for central side or RT for remote side by dip switch setting. The UVE7312-MSPD conforms to the ITU-T G.993.1 and G.993.2 to meet VDSL / VDSL2 and SG15Q4 DMT for network requirements. A pair of UVE7312 series offers a cost effective solution for bandwidth-hungry applications such as LAN-to-LAN connectivity, Video Streaming, FTTB, and MDU/MTU over single twisted pair telephone line.

2. Application Notes

1) Ethernet To Ethernet Bridge Extension



3. Features

- ITU-T G.993.1, G.993.2 VDSL/VDSL2 and SG15Q4 DMT Compliance
- 100/60Mbps DownStream/UpStream for distance up to 300 meters
- Supports VDSL connection up to 2000 meters
- IEEE 802.3af PoE Compliant
- Line Surge Protection
- RJ11 for DSL interfaces + RJ45 for Ethernet LAN port
- Four LED Indicators
- 4 Dip Switches for Configuration Settings
- Trellis Coding support up to 1024 Discrete Multi-Tone (DMT) bins
- Auto MDIX for 10/100 BaseT Ethernet LAN Ports
- Low-Latency for Video/Voice/Data applications
- Selectable Fast and Interleaved modes
 - Fast mode guarantees a minimum end to end latency less than 1 ms.
 - Interleaved mode provides impulse noises protection for any impulse noise with a duration less than 250 us. Interleaved mode has a maximum end to end latency of 10 ms. Interleaved mode is the default mode.
- Selectable fixed data rate and fixed SNR margin
 - User may select fixed SNR margin (9 dB) or fixed target data rate.
 - When fixed SNR margin is selected, the systems will maintain the SNR margin at 9 dB across all available loop length.
 - When fixed target data rate is selected, the system will lock the data rate at 50/20Mbps whenever the calculated SNR margin is higher than 9 dB. This will result in the best system stability and is the default mode.

4. Packing Contents

Inside the package you should find:

- (1) One UVE7312-MSPD VDSL2 POE LAN Extender
- (2) One User Manual CD
- (3) One optional AC to DC Power Adaptor (5VDC/2A)

Please check if the packing is damaged or any component is missing. If so, please contact your distributor.

5. LED Indicators

On the front panel of UVE7312-MSPD, there are four LED indicators as the following

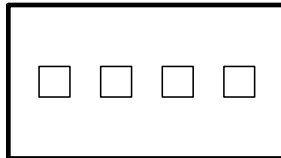
POWER: “Green On” indicates power is on and normal.

DSL: “Green On” indicates VDSL is in connection.

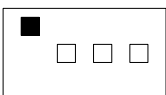
LAN: “Green On” indicates Ethernet is in connection.
“Flashing” indicates Ethernet data activities.

M/S: “On” indicates selection of Slave mode.
“OFF” indicates selection of Master mode.

6. Dip Switches Settings



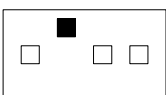
	Pin 1	Pin 2	Pin 3	Pin 4
	VTU-C/R	Mode	Rate Limit	SNR
OFF	VTU-C	Interleaved	50/20 Mbps	9dB
ON	VTU-R	Fast	Full Rate	6dB



Pin 1: VTU-C/R Switch

VTU-C: UVE7312-MSPD will act as at the Central Office (CO) side.

VTU-R: UVE7312-MSPD will act as at the Customer Premise Equipment (CPE) or Remote side.

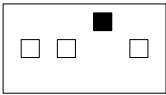


1 2
ON

Pin 2: Mode for impulse noise protection

Interleave mode: Protection for up to 250ms impulse noises with latency less than 6 ms.

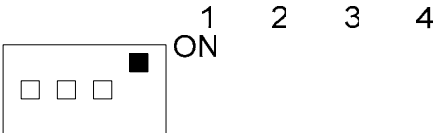
Fast mode: Direct data transmission with latency less than 1ms.



Pin 3: Rate limit control

50/20 Mbps: Line rate limited to 50/20 Mbps.

Full Rate: Provides up to 100Mbps/60Mbps line rate in short line.



Pin 4: Signal to Noise Ratio (SNR)

9dB: Higher SNR margin (9dB) will result in less error with more stable VDSL link.

6dB: Original and Normal channel noise protection with 6 dB SNR.

7. Data Rates & Distances

Performance in AWG 26 Line at 6dB with full rate

Down Stream Data Rate (Mbps)	Up Stream Data Rate (Mbps)	Distance (feet)
100	60	500
98	43	1000
90	44	1250
80	36	1500
70	27	1750
60	18	2000
48	11	2500
39	8	3000
35	3.5	3500
28	0.3	4000